



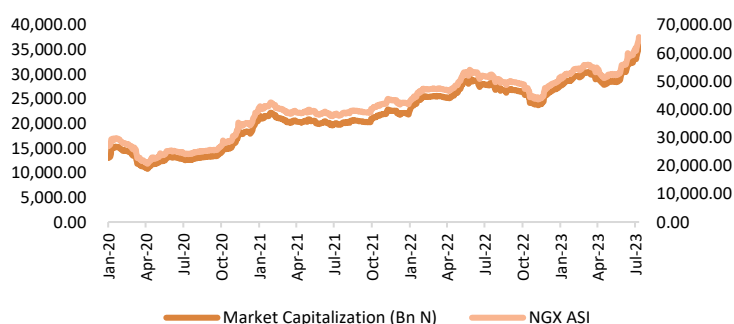
# Cowry Daily Market Insight 31 July 2023

MPR: 18.75%  
Jun'23 Inflation Rate: 22.79%  
Q1 2023 Real GDP: 2.31%

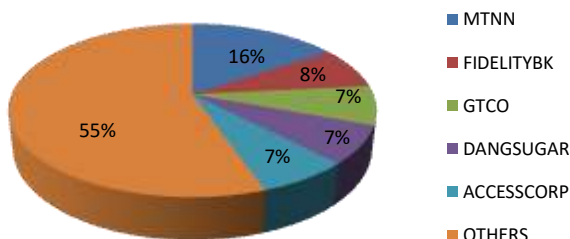
## Local Bourse Extends Bearish Streak as Benchmark Index Falls Further by 1.10%; NIBOR Rises for Most Tenor Buckets on Financial Liquidity Strain...

The local bourse resumed the week bearish as the NGX All Share Index moderated by 1.10% to close at 64,337.52 points. Hence, the year-to-date performance of the index decreased to 25.53%. The negative sentiment in the market today was relatively strong, as the Exchange printed a higher number of losers (49) than gainers (19). Shares of DANGSUGAR (-10.00%), GUINNESS (-9.98%), ETERNA (-9.90%), CADBURY (-9.64%), MTNN (-3.68%), FLOURMILL (-1.72%), and WAPCO (-1.12%) were among the laggards on the chart as investors shed part of their holdings amid soft H1 earnings following heavy FX losses. Selloffs were also witnessed in banking tickers such as ETI (-10.00%), STERLINGNG (-5.71%), FBNH (-2.96%), ACCESSCORP (-2.86%), and GTCO (-1.08%), respectively. Performance across sub-sector gauges tracked was weak as the NGX Banking, NGX Consumer Goods, and NGX Industrial indexes rose by 2.55%, 1.42%, and 0.03%, respectively. On the other hand, the NGX Insurance and NGX Industrial indices rose by 1.58% and 0.03%, respectively. Meanwhile, market activity improved, with total deals, volume, and value increasing by 21.57%, 46.47%, and 21.12%, respectively, amounting to 9,788 trades, 673.42 million units, and N6.47 billion. In terms of volume, ABBEYBDS emerged as the most actively traded stock, with 112.26 million shares worth N112.27 billion changing hands in 94 deals. In terms of volume, UBA emerged as the most actively traded stock, with 57.62 million shares worth N832.31 billion changing hands in 422 deals.

### NGX ASI & Market Capitalisation



### Today's biggest transactions by %age of total naira votes



TENOR	NIBOR as @ 31/07/2023	NIBOR as @ 28/07/2023	PPT
Overnight	1.7500	2.2500	(0.50)
1 Month	11.7300	5.7500	5.98
3 Months	11.4300	7.0000	4.43
6 Months	12.3100	8.2500	4.06

Source: FMDQ

TENOR	NITTY as @ 31s/07/2023	NITTY as @ 28/07/2023	PPT
1Month	3.7600	3.5000	0.26
3 Months	5.2800	4.8800	0.40
6 Months	7.1500	6.9000	0.25
12 Months	10.3800	10.0800	0.30

Source: FMDQ

Bond Name	Maturity (Years)	Bid Price	Daily Δ	Offer yield	Yield YTD PPT Δ
16.29% FGN MAR 2027	10	110.61	0.00	12.54%	-0.014
12.50% FGN MAR 2035	15	93.88	0.00	13.55%	0.001
16.25% FGN APR 2037	20	109.60	0.00	14.60%	-0.000
12.98% FGN MAR 2050	30	87.82	0.42	14.82%	0.008

Source: FMDQ

Eurobond Name	Maturity (Years)	Bid Price	Daily Δ	Offer Yield	Yield YTD PPT Δ
6.50 NOV 28, 2027	10	97.78	0.20	8.70%	-0.004
7.69% FEB 23, 2038	20	78.61	1.08	10.61%	-0.019
7.62% NOV 28, 2047	30	74.28	1.11	10.59%	-0.017

Source: FMDQ

MARKET STATISTICS	CLOSE	PREVIOUS	TODAY'S %	YTD %
All Share Index (ASI)	64,337.52	65,056.39	(1.10)	25.534
Deals	9,788	8,051	21.57	
Volume (millions)	673.42	459.77	46.47	
Value (₦ Millions)	6,474.47	5,345.47	21.12	
Market Cap (₦ billions)	35,011.46	35,402.66	(1.10)	25.421

SECTORED INDICES	CLOSE	PREVIOUS	TODAY'S % Δ
NGX BANKING	670.22	687.78	(2.55)
NGX INSURANCE	260.74	256.68	1.58
NGX CONSUMER GOODS	853.75	866.07	(1.42)
NGX OIL/GAS	931.42	927.67	0.40
NGX INDUSTRIAL	2,844.36	2,845.23	(0.03)

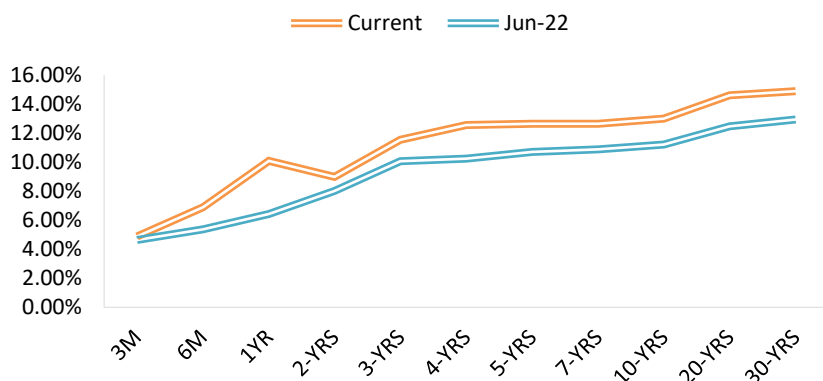
Source: NGX, Cowry Research

### IMPORTANT DISCLOSURES

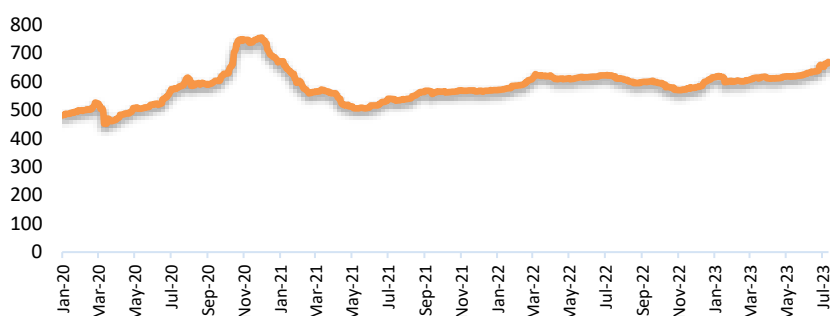
This report is produced by the Research Desk, Cowry Asset Management Limited (COWRY) as a guideline for Clients that intend to invest in securities on the basis of their own investment decision without relying completely on the information contained herein. The opinion contained herein is for information purposes only and does not constitute any offer or solicitation to enter into any trading transaction. While care has been taken in preparing this document, no responsibility or liability whatsoever is accepted by any member of COWRY for errors, omission of facts, and any direct or consequential loss arising from the use of this report or its contents.



## NAIRA YIELD CURVE



## S&P/FMDQ Nigeria Sovereign Bond Index (NGN)



## Money Market

The money market faced renewed liquidity strain, leading to rising NIBOR rates across most tenor buckets. Notably, the three-month NIBOR rate experienced a significant increase of 443 basis points, climbing to 11.43% (from 7.00%). Key money market rates, such as the open repo rate (OPR) and the overnight lending rate (OVN), rose slightly to 0.92% (from 0.90%) and 1.42% (from 1.40%).

Meanwhile, the Nigerian Interbank Treasury Bills True Yield (NITTY) observed further upward movement across all maturities, driven by sell pressures from traders seeking higher yields. Conversely, the average secondary market yield on T-bills remained at 7.12%.

## Bond Market

In the OTC bond market, FGN bonds showed bullish trading for most maturities tracked. Buy interest, particularly in the 26 APR 2029 debt, led to a contraction in the average secondary market yield to 12.66% from 12.70%. The 30-year borrowing cost also increased, yielding approximately 14.82% (from 14.63%); likewise, the 10-year note yielded around 12.90% (from 12.99%). Conversely, the 20-year bonds remained stable at 14.60%, respectively.

Elsewhere, FGN Eurobonds appreciated across all tracked maturities, reflecting renewed bullish sentiment, as the average secondary market yield decreased to 10.00% (from 10.15%).

## Foreign Exchange Market

In the foreign exchange market, the Naira strengthened against the US dollar at the Investors and Exporters (I&E) windows, trading at N756.94 compared to N775.76. However, in the parallel market, the Naira lost 0.35% against the US dollar, reaching N870.

## Global Commodity Market

At 3:30 p.m. GMT+1, Brent crude rose 0.67% to \$84.98 per barrel, while WTI crude gained 0.99% to \$81.38 per barrel.

Oil futures were higher on Monday as supply constraints outweighed expectations for lower energy demand.

Elsewhere, gold was hovering around \$1,967 per ounce (+0.44%), driven by increased demand for bullion and a retracement in the US dollar.

Source: FMDQ, Trading Economics, OilPrice.com, S&P Dow Jones, Cowry Research

USD/NGN Exchange Rate	31/07/2023	Previous	Daily %
I&E FX	₦756.94	₦775.76	2.43%
Parallel	₦870	₦867	0.35%

Major Currencies & Commodities	31/07/2023	Daily %	Yearly %
EURUSD	1.1025	0.09%	7.44%
GBPUSD	1.286	0.11%	4.97%
USDZAR	17.7611	0.93%	7.82%
USDEGP	30.9141	0.21%	63.20%
Crude Oil, \$/bbl	81.376	0.99%	-12.04%
Brent, \$/bbl	84.979	0.67%	-13.29%
Natural Gas, \$/MMBtu	2.615	-0.86%	-68.44%
Coal, \$/T	134.45	0.34%	-67.04%
Gold, \$/t.oz	1967.83	0.44%	11.06%
Wheat, \$/Bu	669.1	-4.99%	-16.23%
Palm Oil, MYR/T	3878	-3.20%	-4.48%
Cocoa, \$/T	3557	0.91%	52.20%

### IMPORTANT DISCLOSURES

This report is produced by the Research Desk, Cowry Asset Management Limited (COWRY) as a guideline for Clients that intend to invest in securities on the basis of their own investment decision without relying completely on the information contained herein. The opinion contained herein is for information purposes only and does not constitute any offer or solicitation to enter into any trading transaction. While care has been taken in preparing this document, no responsibility or liability whatsoever is accepted by any member of COWRY for errors, omission of facts, and any direct or consequential loss arising from the use of this report or its contents.



# Cowry Daily Market Insight 31 July 2023

Corporate Bond Issuer	Description	Issue Date	Maturity Date	Coupon (%)	Yield (%)	Daily Δ
STERLING INV. MGT. PLC	16.50 STERLING INV. 3-AUG-2023	03-Aug-16	03-Aug-23	16.50	4.53	0.00
MIXTA REAL ESTATE PLC	16.50 MIXTA IIA 12-OCT-2023	12-Oct-18	12-Oct-23	16.50	5.83	0.00
MIXTA REAL ESTATE PLC	17.75 MIXTA IIB 12-OCT-2023	12-Oct-18	12-Oct-23	17.75	11.53	0.00
FLOUR MILLS OF NIGERIA PLC	16.00 FLOURMILLS II 30-OCT-2023	01-Nov-18	30-Oct-23	16.00	6.36	0.00
STANBIC IBTC	15.75 STANBIC I 5-DEC-2023	17-Dec-18	05-Dec-23	15.75	6.87	0.00
FCMB LIMITED	17.25 FCMB III 8-DEC-2023	09-Dec-16	08-Dec-23	17.25	7.29	0.00
DANGOTE CEMENT PLC	11.25 DANGCEM IA 30-MAY-2024	26-May-21	30-May-24	11.25	9.96	-0.01
FLOUR MILLS OF NIGERIA PLC	11.10 FLOURMILLS IIIB 27-FEB-2025	27-Feb-20	27-Feb-25	11.10	13.45	0.03
LAPO MFB SPV PLC	13.00 LAPO MFB II 30-MAR-2025	30-Mar-20	30-Mar-25	13.00	10.74	0.07
DANGOTE CEMENT PLC	12.50 DANGCEM I 30-APR-2025	24-Apr-20	30-Apr-25	12.50	12.48	0.11
UNITED CAPITAL PLC	12.50 UNICAP I 28-MAY-2025	28-May-20	28-May-25	12.50	12.60	0.00
PARTHIAN PARTNERS FUNDING SPV PLC	13.50 PAPF SPV I 27-Jul-2025	27-Jul-22	27-Jul-25	13.50	12.16	0.23
UNION BANK OF NIGERIA PLC	15.75 UNION II 3-SEP-2025	07-Sep-18	03-Sep-25	15.75	11.76	0.29
STERLING INV. MGT. PLC	16.25 STERLING INV. II 6-OCT-2025	05-Oct-18	06-Oct-25	16.25	14.35	0.35
WEMA FUNDING SPV PLC	16.50 WEMA FUNDING SPV II 12-OCT-2025	12-Oct-18	12-Oct-25	16.50	14.45	0.36
CORONATION MB FUNDING SPV PLC	6.25 CORO MB SPV I 30-NOV-2025	30-Nov-20	30-Nov-25	6.25	13.47	0.44
FLOUR MILLS OF NIGERIA PLC	5.50 FLOURMILLS IV A 15-DEC-2025	14-Dec-20	15-Dec-25	5.50	12.20	0.47
CARDINALSTONE FINANCING SPV PLC	7.00 CARDINAL SPV I 30-DEC-2025	30-Dec-20	30-Dec-25	7.00	10.27	-0.01
FSDH FUNDING SPV PLC	8.50 FSDH SPV PLC IA 16-FEB-2026	16-Feb-21	16-Feb-26	8.50	12.60	0.52
FSDH FUNDING SPV PLC	8.00 FSDH SPV PLC IB 16-FEB-2026	16-Feb-21	16-Feb-26	8.00	12.60	0.52
MECURE INDUSTRIES FUNDING SPV PLC	13.00 MECURE SPV PLC I 31-MAR-2026	31-Mar-21	31-Mar-26	13.00	12.19	-0.01
DANGOTE CEMENT PLC	12.50 DANGCEM IB 30-MAY-2026	26-May-21	30-May-26	12.50	12.85	0.38
ACCESS BANK PLC	15.50 ACCESS BANK 23-JUL-2026	23-Jul-19	23-Jul-26	15.50	13.70	0.38
MTN NIGERIA COMMUNICATIONS PLC	13.50 MTNN IA 30-SEP-2026	30-Sep-22	30-Sep-26	13.50	13.14	0.22
SUNDRY FOODS FUNDING SPV PLC	13.50 SUNDRY SPV PLC I 15-DEC-2026	15-Dec-21	15-Dec-26	13.50	11.37	0.23
EAT & GO FINANCE SPV PLC	14.25 EAT & GO FINANCE SPV 17-DEC-2026	17-Dec-19	17-Dec-26	14.25	12.60	0.17
DANGOTE CEMENT PLC	11.85 DANGCEM IIA 30-APR-2027	27-Apr-22	30-Apr-27	11.85	13.54	0.03
AXXELA FUNDING 1 PLC	14.30 AXXELA I 20-MAY-2027	20-May-20	20-May-27	14.30	13.55	0.38
ACCELEREX SPV PLC	14.00 ACSP I 15-JUN-2027	15-Jun-22	15-Jun-27	14.00	15.37	0.24
NOVAMBL INVESTMENTS SPV PLC	12.00 NOVAMBL SPV I 23-JUL-2027	23-Jul-20	23-Jul-27	12.00	16.58	0.00
UNICAP	15.00 UNICAP II 14-SEP-2027	14-Sep-22	14-Sep-27	15.00	14.60	0.00
*NMRC	7.20 NMRC III 2-NOV-2027	02-Nov-20	02-Nov-27	7.20	14.32	0.39
VIATHAN FUNDING PLC	16.00 VIATHAN (GTD) 14-DEC-2027	15-Dec-17	14-Dec-27	16.00	12.68	0.48

[www.cowryasset.com](http://www.cowryasset.com)

## IMPORTANT DISCLOSURES

This report is produced by the Research Desk, Cowry Asset Management Limited (COWRY) as a guideline for Clients that intend to invest in securities on the basis of their own investment decision without relying completely on the information contained herein. The opinion contained herein is for information purposes only and does not constitute any offer or solicitation to enter into any trading transaction. While care has been taken in preparing this document, no responsibility or liability whatsoever is accepted by any member of COWRY for errors, omission of facts, and any direct or consequential loss arising from the use of this report or its contents.



# Cowry Daily Market Insight 31 July 2023

Corporate Bond Issuer	Description	Issue Date	Maturity Date	Coupon (%)	Yield (%)	Daily Δ
FLOUR MILLS OF NIGERIA PLC	6.25 FLOURMILLS IV B 14-DEC-2027	14-Dec-20	14-Dec-27	6.25	14.29	0.00
BUA CEMENT PLC	7.50 BUACEM I 30-DEC-2027	30-Dec-20	30-Dec-27	7.50	12.71	0.46
MTN NIGERIA COMMUNICATIONS PLC	13.00 MTN COM PLC I 5-MAY-2028	05-May-21	05-May-28	13.00	13.64	0.00
NIGER DELTA EXPLORATION & PRODUCTION PLC	17.00 NDEP I 13-JAN-2028	13-Jan-23	13-Jan-28	17.00	13.62	0.00
DANGOTE CEMENT PLC	13.50 DANGCEM IC 30-MAY-2028	26-May-21	30-May-28	13.50	13.65	0.00
C&I LEASING PLC	15.50 C&I LEASING II 3-JUN-2028	03-Jun-21	03-Jun-28	15.50	14.54	0.35
CERPAC RECEIVABLES FUNDING SPV PLC	14.50 CERPAC-SPV III 15-JUL-2028	10-Sep-21	15-Jul-28	14.50	15.63	0.11
ARDOVA PLC	13.30 ARDOVA PLC IA 12-NOV-2028	12-Nov-21	12-Nov-28	13.30	13.32	0.41
EAT & GO FINANCE SPV PLC	13.25 EAT & GO FINANCE SPV 8-MAR-2029	08-Mar-22	08-Mar-29	13.25	15.60	0.05
PRESCO PLC	12.85 PRESCO PLC 5-APR-2029	05-Apr-22	05-Apr-29	12.85	14.50	0.01
DANGOTE CEMENT PLC	12.35 DANGCEM IIB 30-APR-2029	27-Apr-22	30-Apr-29	12.35	13.80	0.00
UNION BANK OF NIGERIA PLC	16.20 UNION III 27-JUN-2029	27-Jun-19	27-Jun-29	16.20	16.05	0.00
DANGOTE INDUSTRIES FUNDING PLC	12.75 DANGIFP IA 19-JUL-2029	19-Jul-22	19-Jul-29	12.75	14.56	0.00
GEREGU POWER PLC	14.50 GERP I 28-JUL-2029	28-Jul-22	28-Jul-29	14.50	15.43	0.03
*NMRC	14.90 NMRC I 29-JUL-2030	29-Jul-15	29-Jul-30	14.90	13.61	0.00
TSL SPV PLC	10.00 TSL SPV I (GTD) 6-OCT-2030	06-Oct-20	06-Oct-30	10.00	15.15	0.03
FBNQ MB FUNDING SPV PLC	6.25 FBNQ MB SPV II 16-DEC-2030	16-Dec-20	16-Dec-30	6.25	14.10	0.00
FIDELITY BANK PLC	8.50 FIDELITY I 7-JAN-2031	07-Jan-21	07-Jan-31	8.50	14.12	0.00
PRIMERO BRT SECURITISATION SPV PLC	17.00 PRIMERO BRT-SPV 27-OCT-2031	24-May-19	27-Oct-31	17.00	16.09	0.00
MTN NIGERIA COMMUNICATIONS PLC	12.75 MTN COM PLC II 4-NOV-2031	04-Nov-21	04-Nov-31	12.75	14.09	0.00
ARDOVA PLC	13.65 ARDOVA PLC IB 12-NOV-2031	12-Nov-21	12-Nov-31	13.65	14.35	0.00
GPC-SPV COMPANY PLC	13.00 GPC SPV PLC (GTD) 23-NOV-2031	23-Nov-21	23-Nov-31	13.00	13.65	0.00
PAT DIGITAL INFRA FUND SPV PLC	13.25 PAT SPV PLC (GTD) 2-FEB-2032	02-Feb-22	02-Feb-32	13.25	13.92	0.00
DANGOTE CEMENT PLC	13.00 DANGCEM IIC 30-APR-2032	27-Apr-22	30-Apr-32	13.00	14.99	0.00
DANGOTE CEMENT PLC	13.00 DANGCEM IIC 30-APR-2032	19-Jul-22	19-Jul-32	13.50	15.25	0.00
MTN NIGERIA COMMUNICATIONS PLC	14.50 MTNN IB 30-SEP-2032	30-Sep-22	30-Sep-32	14.50	14.58	0.00
DANGOTE INDUSTRIES FUNDING PLC	13.50 DANGIFP IB 19-JUL-2032	19-Jul-22	19-Jul-32	16.75	15.62	0.00
*NMRC	13.80 NMRC II 15-MAR-2033	21-May-18	15-Mar-33	13.80	13.74	0.00
GEL UTILITY FUNDING SPV PLC	15.15 GEL UTILITY-SPV (GTD) 28-AUG-2034	28-Aug-19	28-Aug-34	15.15	14.65	0.00
LFZC FUNDING SPV PLC	13.25 LFZC II 16-MAR-2042	10-May-22	16-Mar-42	13.25	15.51	0.01
FCMB GROUP PLC	16.00 FCMB I (PERP)	16-Feb-23	-	16.00	14.67	0.00
LFZC FUNDING SPV PLC	15.25 LFZC III 29-MAR-2043	29-Mar-23	29-Mar-43	19.76	15.59	0.14

5

[www.cowryasset.com](http://www.cowryasset.com)

## IMPORTANT DISCLOSURES

This report is produced by the Research Desk, Cowry Asset Management Limited (COWRY) as a guideline for Clients that intend to invest in securities on the basis of their own investment decision without relying completely on the information contained herein. The opinion contained herein is for information purposes only and does not constitute any offer or solicitation to enter into any trading transaction. While care has been taken in preparing this document, no responsibility or liability whatsoever is accepted by any member of COWRY for errors, omission of facts, and any direct or consequential loss arising from the use of this report or its contents.